

# LOGISTICS MARKET DÜSSELDORF

AT A GLANCE Q2 2022

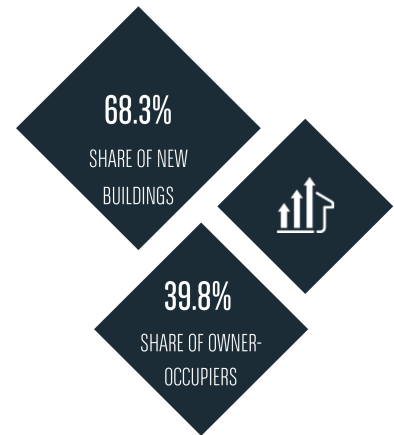
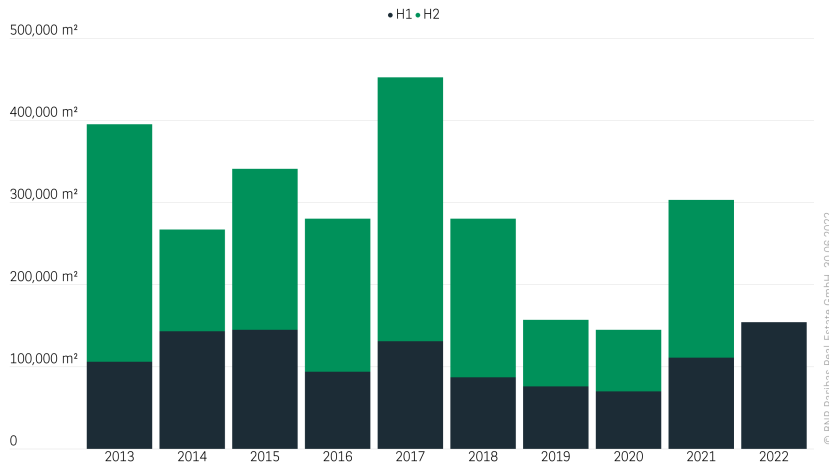


## RECORD VOLUME DUE TO STRONG SECOND QUARTER

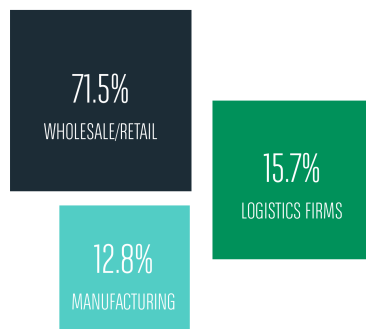
- / With a take-up of 154,000 m<sup>2</sup>, the Düsseldorf logistics market has exceeded the 150,000-m<sup>2</sup>-mark for the first time in the mid-year period, outperforming the previous year's result and the long-term average by almost 40% each.
- / The excellent mid-year performance is attributable to a very good second quarter (100,000 m<sup>2</sup>), which benefited from several major deals, most notably the start of construction on Lidl's owner-occupier deal in Grevenbroich (50,700 m<sup>2</sup>).
- / In addition to Lidl, the online supermarket Picnic (17,500 m<sup>2</sup>) was also able to contribute to a very high new constructions volume (105,000 m<sup>2</sup>) and share (68 %) through its contract in Wülfrath.
- / Due to the tense supply-demand ratio and strongly rising construction costs, the prime rent (6.90 €/m<sup>2</sup>) and the average rent (5.75 €/m<sup>2</sup>) have also risen further.

# RETAIL AND E-COMMERCE STILL IN THE FOCUS OF DEMAND

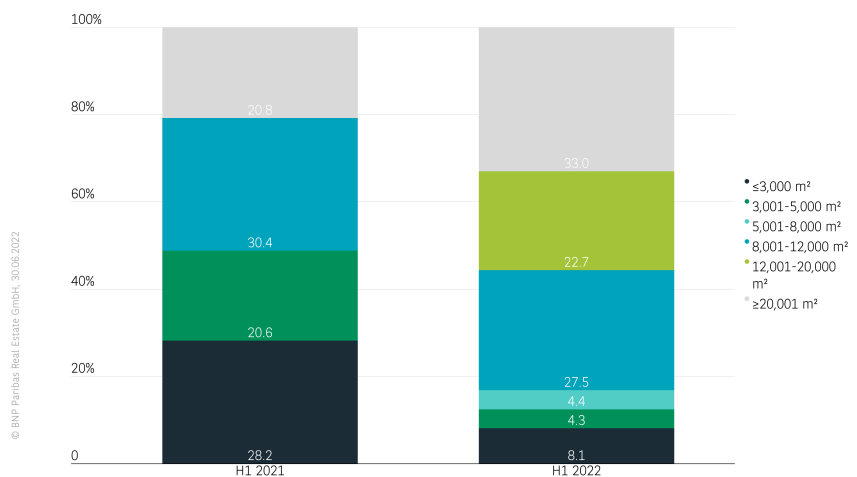
## Light industrial and logistics take-up in Düsseldorf



## Take-up by sector



## Take-up by size category



- / The majority of the overall result in the first half of the year was generated by retail companies, which are represented with almost 72 % of the take-up. The fact that this result was achieved almost entirely in the peripheral locations speaks on the one hand for the shortage of supply in the core area, but on the other hand also for the high attractiveness of the entire Düsseldorf market area.
- / Logistics firms and manufacturing companies follow at a considerable distance, with just under 16 % and almost 13 % respectively.
- / In terms of size classes, in addition to the big deals from 20,000 m² (share of 33 %), deals between 8,000 and 12,000 m² (share of 28 %) also show significantly above-average take-up.

# SOME SPECULATIVE PROJECTS IN THE MARKET AREA



Rents	H1 2021	H1 2022	%-Difference
Prime rent (in €/m²)	6.10	6.90	13.1%
Average rent (in €/m²)	5.30	5.75	8.5%
Take-up and sectors	H1 2021	H1 2022	long-term average
Total take-up	111,000 m²	154,000 m²	112,000 m²
Logistics firms	11.8%	15.7%	37.9%
Wholesale/retail	66.8%	71.5%	40.1%
Manufacturing	16.4%	12.8%	18.8%
Others	5.0%	0.0%	3.2%
Size categories	H1 2021	H1 2022	long-term average
Share of deals > 20,000 m²	20.8%	33.0%	22.6%
Share of deals ≤ 20,000 m²	79.2%	67.0%	77.4%
Owner-occupiers/new building shares	H1 2021	H1 2022	long-term average
Share of owner-occupiers	0.0%	39.8%	37.7%
Share of new buildings	8.5%	68.3%	50.9%

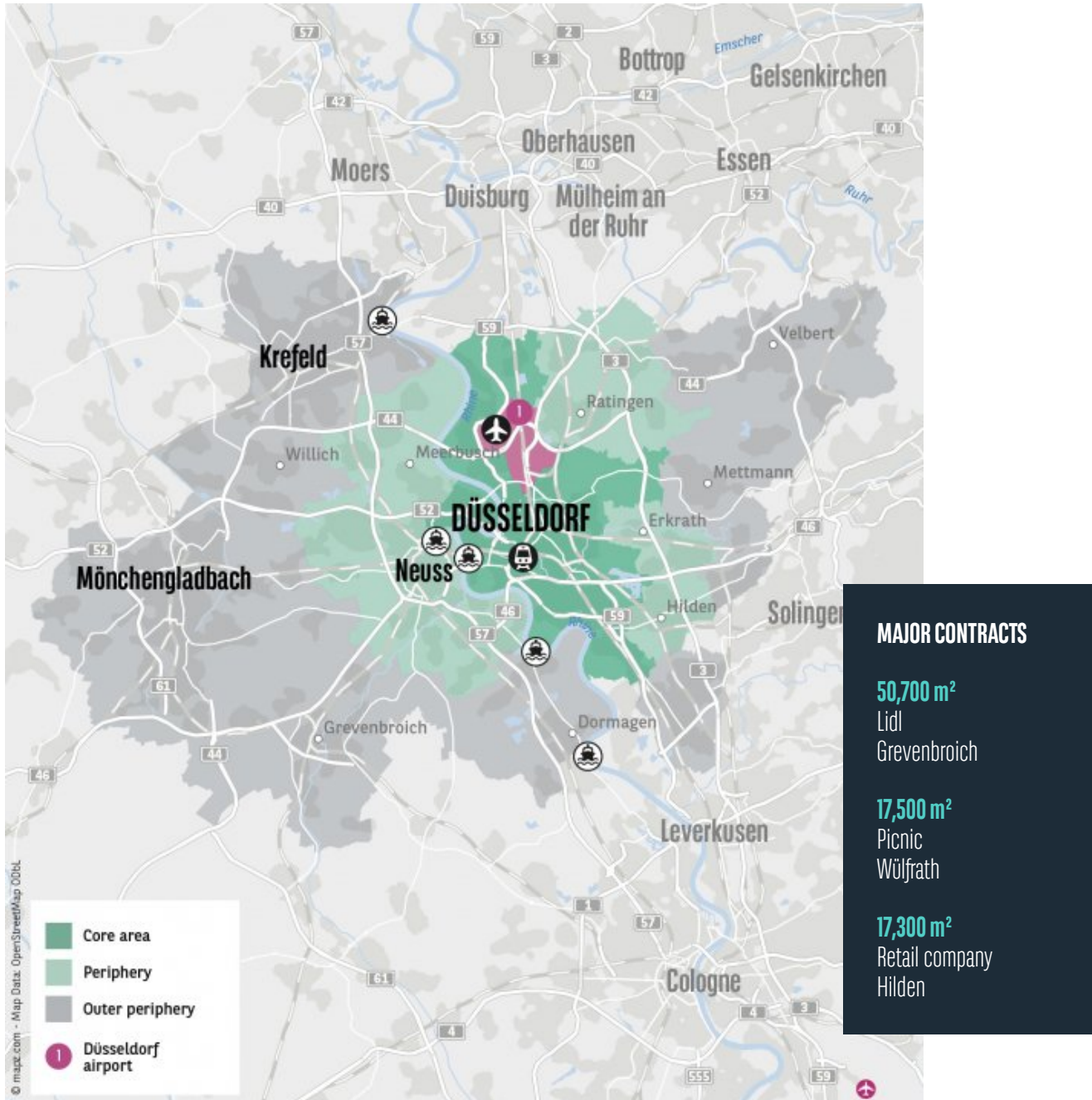
© BNP Paribas Real Estate GmbH, 30.06.2022

## OUTLOOK

- / Driven in part by large-volume deals from retail companies and high take-up in the new construction sector, the Düsseldorf logistics market can look back on a very good first half of the year. For the second half of the year, however, it remains to be seen whether and to what extent the economic and geopolitical uncertainties will influence the demand situation.
- / Even if the supply situation remains tense overall, at least a few speculative logistics projects, such as the commercial and industrial park "The Tube" in the core area or the large-scale project under construction in Wülfrath, are expanding the supply of modern space.
- / In terms of prime rents, it cannot be ruled out that the €/m² mark could be broken for the first time in the further course of the year.

..

# LOGISTICS MARKET REGION DÜSSELDORF



All rights reserved. At a Glance is protected in its entirety by copyright. No part of this publication may be reproduced, translated, transmitted, or stored in a retrieval system in any form or by any means, without the prior permission in writing of BNP Paribas Real Estate GmbH. The statements, notifications and forecasts provided here correspond to our estimations at the time when this report was prepared and can change without notice. The data come from various sources which we consider reliable but whose validity, correctness or exactness we cannot guarantee. Explicitly, this report does not represent a recommendation of any kind, nor should it be regarded as forming a basis for making any decisions regarding investment or letting or renting property or premises. BNP Paribas Real Estate can accept no liability whatsoever for any information contained or statements made herein.

Publisher and Copyright: BNP Paribas Real Estate GmbH | Prepared by: BNP Paribas Real Estate Consult GmbH | Status: 30.06.2022  
Further Information: Christopher Raabe, Head of Logistics & Industrial | Phone [+49 \(0\)40-348 48-0](tel:+492040348480)  
Photo credits: Adobe Stock / festfotodesign; Alexander Nasonov