

LOGISTICS MARKET DÜSSELDORF

AT A GLANCE Q1 2022

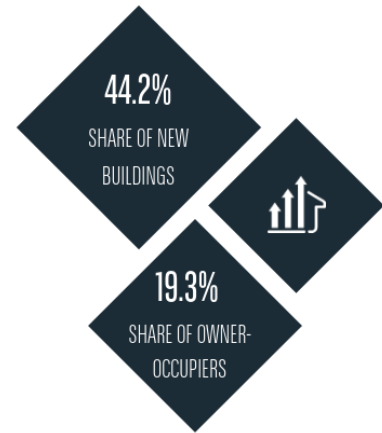
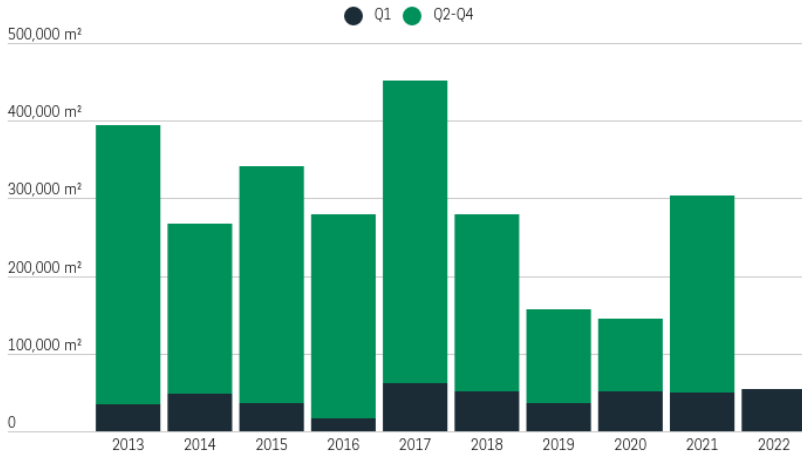


SUCCESSFUL START INTO THE YEAR

- / With take-up of 54,000 m² at the beginning of the year, the Düsseldorf logistics market achieved a result comparable to that of the two prior years (Q1 2021 50,000 m²; Q1 2020 52,000 m²). Against the background of excelling the 10-year average by 22%, it is therefore reasonable to speak of a good interim result in the first three months.
- / When comparing the current quarterly results with those of the previous year, the increase in the average size of space per deal is particularly striking: due to several larger deals, the average size has increased from around 2,500 m² to almost 6,000 m².
- / Especially, in a 12-month comparison, Düsseldorf recorded the largest increase in prime rents of 60 cents (+10%) to 6.70€/m² among the major logistics agglomerations.

BALANCED SECTOR DISTRIBUTION; SEVERAL LARGE DEALS

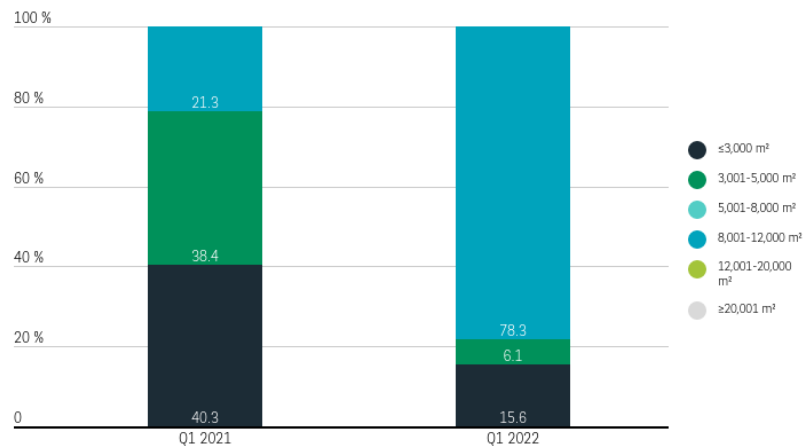
Light industrial and logistics take-up in Düsseldorf



Take-up by sector Q1 2022



Take-up by size category Q1 2022



- / The fact that the three most important pillars of the logistics leasing market - logistics firms, retailers and manufacturing companies - each generated above-average take-up in absolute terms shows the attractiveness of the Düsseldorf market for a wide range of user groups.
- / With almost 44%, the share of new construction is significantly higher than in the prior year (Q1 2021: 12%), which is partly due to the fact that with Galaxus in Krefeld (11,000 m²) and Rhenus Home Delivery in Hilden (10,300 m²), two of the currently most significant contracts, fall into this segment.
- / In the size categories, the segment between 8,000 m² and 12,000 m² clearly stands out with around 78 % of the volume so far.

SIGNIFICANT INCREASE IN PRIME & AVERAGE RENTS



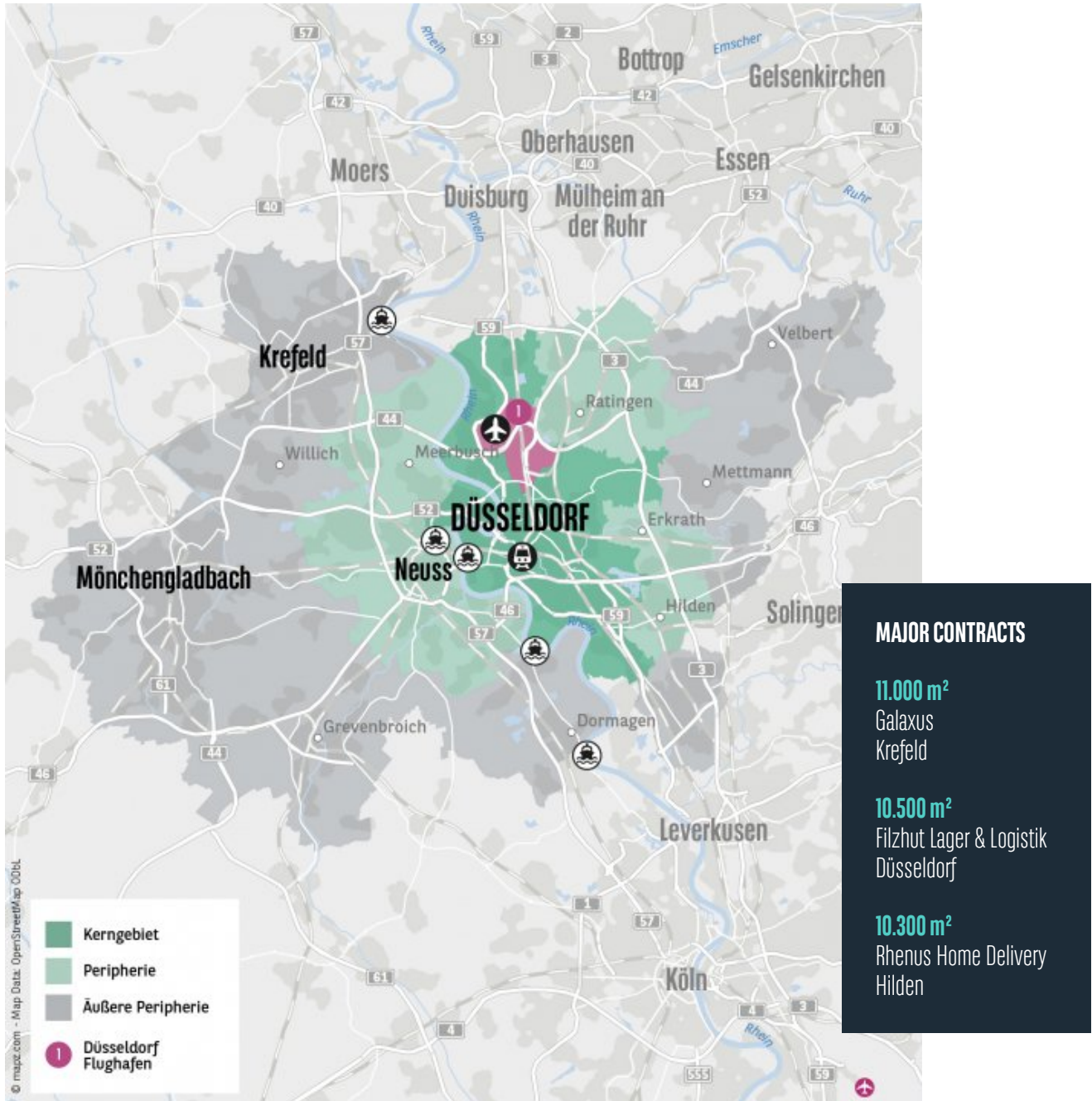
Rents	Q1 2021	Q1 2022	%-Difference
Prime rent (in €/m ²)	6.10	6.70	9.8%
Average rent (in €/m ²)	5.20	5.60	7.7%
Take-up and sectors	Q1 2021	Q1 2022	10-Year average
Total take-up	50,000 m ²	54,000 m ²	44,000 m ²
Logistics firms	0.0%	44.7%	36.5%
Wholesale/retail	60.2%	31.4%	40.9%
Manufacturing	29.5%	23.9%	17.1%
Others	10.3%	0.0%	5.5%
Size categories	Q1 2021	Q1 2022	10-Year average
Share of deals > 20,000 m ²	0.0%	0.0%	11.5%
Share of deals ≤ 20,000 m ²	100.0%	100.0%	88.5%
Owner-occupiers/new building rates	Q1 2021	Q1 2022	10-Year average
Share of owner-occupiers	0.0%	19.3%	28.2%
Share of new buildings	11.9%	25.1%	44.6%

© BNP Paribas Real Estate GmbH, 31.03.2022

OUTLOOK

- / The balanced sector structure and the very dynamic development in rents, specially in comparison with the german top logistics markets, indicate very lively demand overall, which is likely to remain stable for the rest of the year despite growing economic uncertainties.
- / For the upcoming quarters, it can be assumed that the new developments coming onto the market will be absorbed within a short period of time, accordingly the supply shortage should remain the dominant issue.
- / Against the background of the new construction sector accounting for more than half of annual take-up in Düsseldorf in a long-term comparison, it remains to be seen how the take-up will develop by the end of the year. However, as a solid foundation has already been laid at the beginning of the year, a result in line with the long-term average appears realistic for now.

LOGISTICS MARKET REGION DÜSSELDORF



All rights reserved. At a Glance is protected in its entirety by copyright. No part of this publication may be reproduced, translated, transmitted, or stored in a retrieval system in any form or by any means, without the prior permission in writing of BNP Paribas Real Estate GmbH. The statements, notifications and forecasts provided here correspond to our estimations at the time when this report was prepared and can change without notice. The data come from various sources which we consider reliable but whose validity, correctness or exactness we cannot guarantee. Explicitly, this report does not represent a recommendation of any kind, nor should it be regarded as forming a basis for making any decisions regarding investment or letting or renting property or premises. BNP Paribas Real Estate can accept no liability whatsoever for any information contained or statements made herein.

Publisher and Copyright: BNP Paribas Real Estate GmbH | Prepared by: BNP Paribas Real Estate Consult GmbH | Status: 31.03.2022
 Further Information: Christopher Raabe, Head of Logistics & Industrial | Phone [+49 \(0\)40-348 48-0](tel:+49(0)40-348 48-0)
 Photo credits: Adobe Stock / festfotodesign; Alexander Nasonov